

The 58th annual Air Capital R/C & Model AUCTION

SPONSORED BY

Wichita and Derby Radio Control Clubs

at the Cessna Activity Center

2744 So. George Washington Blvd.
Wichita KS,

GPS: 37*38'35.05"N - 97*16'56.41"W

"BUY IT NOW" happens from 9-9:25A.M. SATURDAY, Feb. 9, 2019

AUCTION BEGINS AT 9:30 A.M.

All SELLERS are ENCOURAGED to PRE-REGISTER

To obtain a Pre-registration packet contact:

Bill Roberts: 316-258-1858 Ken Chadwick: 316-440-5945

info@aircapitalauction.com

Or Print your own GO TO

WWW.AIRCAPITALAUCTION.COM

TO PRE-REGISTER YOUR ITEM LIST

Mail your completed forms (Personal Info. & List pages, 1 & 2 & On)

MAIL AFTER Dec 1, 2018, and BEFORE the cut off February 1, 2019 TO

Bill Roberts, 1718 N. Nelson #B, Derby, KS 67037

OR

Ken Chadwick, 310 E. Nicole Circle. Haysville, KS 67060

The 58th annual Air Capital R/C & Model AUCTION

This Auction Package

Information Is

FOR YOUR BENEFIT

BUY IT NOW

BUY IT NOW "CARDS" WILL BE PROVIDED AT
CHECKIN UPON REQUEST.

PLEASE READ EVERY THING.

AND FILL IN ALL THE APPROPRIATE AREAS

THEN FOLLOW THE NUMBERED STEPS

FOR A BETTER AUCTION EXPERIENCE,

THANK YOU. WRCC and DRCC

FOR YOUR INFORMATION

A NO-SALE ITEM IS A WASTE OF YOUR TIME AND OURS.

PLEASE COMBINE LOW \$ VALUE ITEMS

UPWARDS TO A HIGHER SELLING \$ VALUE.

(try to target a combined value of \$30 or more)

(Keep in mind what you might pay for the items)

EXAMPLES OF ITEMS TO BE GROUPED OR IN COMBINATIONS

SMALL AIRCRAFT IN NEED OF MINOR REPAIR

BOXES OF SCRAP WOOD

CONTAINERS OF ENGINE PARTS

AIRCRAFT PARTS

SINGLE TOOLS

(wrenches, sealing iron, heat-gun, drills, soldering iron)

BOX OF USED OR OLD PAINT

BOX OF MISC. PLANS

SMALL KITS *(NON-R/C,) (balsa or plastic)*

PICTURES AND POSTERS

LIKE ITEMS *(batteries, small packets, & small quantities)*

BAGS OR BOXES OF MISC.

(wheels, gear, engine mounts, fuel tanks, props, etc.)

(UNLESS HIGH QUALITY MINT COND. AND OR QUALITY VINTAGE)

LARGE LOTS OF ANY BROKEN OR DAMAGED ITEMS

THINGS THAT ARE USUALLY NO-SALE

TOTALLY WRECKED MODELS

BOX OR PILE OF OLD AIRCRAFT BONES OR WINGS

VERY LARGE OR SMALL EMPTY FLIGHT BOXES

MOST MAGAZINES

SINGLE PLANS SET

ANY THING BADLY DAMAGED

TIME _____ DATE _____ Assigned Seller Number _____

Registration OFFICIAL'S NAME _____

x
box **58th Annual Wichita Radio Control And Model Auction, February 9, 2018**

IN the CESSNA ACTIVITY CENTER, 2744 s. George Washington Blvd. Wichita KS., REGISTRATION AND MOVE IN
STARTS AT 4:00 PM FRIDAY EVENING AND AGAIN AT 6:30 AM, UNTIL 8 AM BEFORE THE AUCTION.

SELLER REGISTRATION***READ CAREFULLY BEFORE COMPLETING***

PRINT CLEARLY and Fill in ALL Information or this form may be returned!

Sellers Name _____	Phone () _____
Address _____	E-mail _____
City _____	State _____ Zip _____
I ESTIMATE I WILL NEED _____ Double wide TABLES WITH ITEMS CLOSELY PACKED, (1/4 , 1/2, 3/4, 1, 2, 3, &up)	
(ONLY if needed) Mail Check to: Name _____ Address _____ State _____ ZIP _____	

TO PRE-REGISTER >> MAIL AFTER Dec 1, 2018, and BEFORE the cut off February 1, 2019

To Bill Roberts, 1718 N Nelson # B, Derby, KS 67037

OR Ken Chadwick, 310 E Nicole Circle, Haysville KS 67060

AUCTION BEGINS PROMPTLY AT 9:30 A.M. SAT., Feb.9, 2019

"BUY IT NOW" is from 9- 9:25A.M.

Auction Items: ..AIRPLANES.. R/C, F/F, U/C, Indoor, Static, BOATS, CARS, KITS, complete & incomplete, RADIOS, ENGINES, PARTS, TOOLS, ACCESSORIES, & ETC.

----- PROXY Auction Rules -----

No merchandise is brought in the building until

You Confirm and or Register and obtain your Sequence Location

Auction Sequence will be determined by TIME AND DATE THE COMPLETED FORMS ARE RECEIVED

*** * PLEASE FOLLOW STEPS 1 THRU 5 ON PAGE 2 * ***

Buyer registration \$ 5.00,- Seller registration \$ 3.00. Minimum starting bid will be \$10.00,

Air Capital retains a fee of 15% for Items \$10 to \$100, and 10% of all money after \$100 no cap
donation on each item auctioned, sale or no sale, Air Capital MUST collect KS Sales Tax, no buyer premium.

Auction personal will help assure you package and group your items accordingly.

Items of Lesser Value in large lot packages **ONLY** OR out the door.

The minimum bid increase is \$ 5.00. (Except for donation table #1 to Air Capital)

All sales are final as called by the Auctioneer, **PLEASE RAISE YOUR BUYER NUMBER TO BID!**

When a Seller chooses to remove items that have been registered and checked into consignment at auction, the Seller agrees to pay a NO-SALE administration fee of one dollar per item with a maximum of 10 dollars.

All personal information is considered proprietary for Auction use and not shared in any way.

I have read and agree to the terms of this agreement. Signature: _____

Air Capital R/C & Model Auction

Hello, thank you for choosing to attend the annual R/C and Model Auction hosted by the Derby and Wichita Radio Control Clubs! Please take your time and read the following instructions BEFORE filling out the Seller Registration form(s). We have updated the forms to make them more user friendly and robust! Most of the form is easily figured out, however we decided to include some information pointing out some of the new features of the form. So let's dig on in.....

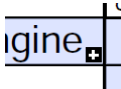
The form is now a "true" form, one that can be filled in just by opening it up on your computer. Not only can you print it out on your printer, but it will also print out the "description" cards for you to attach to your items! No more need to fill out the form and then fill out description cards, it can all be done with just this one form! If you choose to use it. All user fillable fields are highlighted.

Instructions:

1. On page 1 of the form fill in your information, it will automatically be populated through-out the rest of the form as needed.
2. Go to the "Items" page. Verify the "Last item number" value is set to "0".
3. Click your mouse into the "Description" box on the first line item.
4. Type in a one (1) sentence description for this line item, for example:
"Great Planes Giant Scale F4U Corsair Kit with engine"
5. Press the "Enter" key and type in the rest of the information for this item, for example:
"New In Box GP Giant Scale F4U Corsair Kit, never started. O/S whatever it is called Radial Engine, never ran, just drooled over. Kit includes 5 hitec servos, cockpit interior kit, electric retracts by Robar. Also includes all aftermarket hardware, none of the "cheesy" factory hardware that normally comes in these kits.... More description...More descriptions...."

****Note**** You do not need to press "enter" to advance to the next line of you detail description, the form will automatically advance to the next line as you are typing. To check what you have entered, click on either the up or down arrows to move to the Previous or Next line of information as seen here:

it "0".	Number of Pieces
SO	



When you have moved on to either the next line or field you will see a "plus" in a black box, like in the second picture above. Click on it to go into the full description the edit your entry.

6. When you are doing typing the detail description, press the "tab" key to move to the "Number of Pieces" box or click in the "Number of Pieces" box with your mouse.

Air Capital R/C & Model Auction

The “Number of Pieces” is the number of “big” items in the item listing. If it is a “classic” trainer, it would probably just be “2”, the fuselage and the Wing. If it’s a “collection” of stuff that is all in one box, then it would be “1”. If you have a plane and “stuff” with it, and all of the “stuff” is in one box and the plane is a traditional one piece wing and fuselage it would “3” pieces...

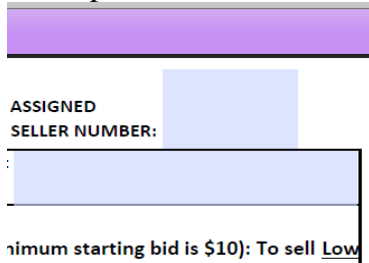
7. Repeat steps 3 through 6 for each line item entry.
8. Save the form by Clicking on “File” and then “Save As”. Choose where you want to save it, I would suggest either the “Desktop” or your “My Documents”. I would also suggest a filename of something like “2018 Auction Items 1-20.pdf”.

****note**** If you have 20 items or less than you are done filling out the form. However if you have more than 20 items then you will need to do the following.

9. For sellers with more than 20 items after you have SAVED the form repeat step 8 and call it something similar, something like “2018 Auction Items 21-40.pdf”.
10. Click on where it says “Reset Form” in the upper Left Hand side of Item Page.
11. Change the “Last item number” from “0” to “20”. The form will then change each Line Item Number accordingly.
12. Repeat Steps 9-11 for every 20 lines of items. Be sure that when you save the form you save it under a new file name for every set of 20 items.

Printing

If you have pre-register as a seller we would have sent you an email with your Seller Number. Please put your assigned Seller Number in the “Assigned Seller Number” box located in the Upper Right hand of the Item Form. Once you have done that it will automatically populate itself throughout the rest of the form. If you don’t put this in before you print then you will need to hand write your Seller Number onto the Description cards that will be printed.



ASSIGNED
SELLER NUMBER:

Minimum starting bid is \$10): To sell Low

When you are done filling in the form and printing, you can “cut” out the description cards and put them on your auction items! I’m including screen shots of the form with the item information from above. I purposefully fully populated the description field so that you can see what it would look like. Please reach out to us if you have any questions regarding this new form!

Pieces


Pieces

Pieces



Pieces





Pieces




Pieces



Pieces



Pieces








Pieces





Pieces



Pieces



Pieces








Pieces




Pieces



Pieces



Pieces









Pieces



Pieces



Pieces



Pieces

